



G023526

System: CGD500 Touch

Control unit

CGD500 Touch

Part no. Listed in Ordering Information

General Description

CGD500 Touch is a gas detection control system. It is designed for small stationary gas detection installations for the monitoring of explosive and/or toxic gases and oxygen.

The central is delivered complete with:

- 1 x 9.7" TFT Touch HMI
- 29 x Relay outputs (one for fault and one for gas A1, 27 pcs programmable relays)
- 8-24 x 4-20mA (depending on configuration) inputs for connection of gas detectors (Sink and Source)
- 1 x 20A Power supply, 100-240VAC / 24VDC output
- 1 x Control M Gas Internal

Applications

- Chemical industry
- Refineries
- Waste water treatment
- Boiler houses
- Laboratory / Universities
- Storage dangerous goods
- Food industry

For more information, please refer to the datasheets of the system modules and the CGD50/500 manuals.

Data

Nominal voltage	100-240VAC
Power consumption	~25W in normal condition
Ingress Protection	IP55
Cable terminals	2.5 mm ² , 1.5 mm ² for terminal 1-5 on Buscon M Gas
Cable specification	2 or 3 core wire screened (min. 0.75 mm ²)
Measurement ranges	% LEL, ppm, ppb, VOL %
Temperature range	-5°C to +55°C
Colour, cabinet	RAL7035
Weight	19 kg ± 5%

System Modules

Part No.	System Module
5100098-00A	PSU M AC/DC 20A, 1 pc. Address N/A
5110002-00A	BusCon M Gas, 1 pc. Address N/A
5110003-20A	Analogue M 4-20, 1 pc. Address 11-16
5100080-20A	Relay M 8, 3 pc. Address 75, 76 and 77
5110001-20A	Control M Gas Internal
5150000-00A	MT8092XE 9.7" TFT Touch HMI 1 pc.

Ordering Information

Type	Part No.	HMI	Analogue 4-20mA Inputs	Configurable Relay Outputs	Enclosure	RS485
CGD500 Touch I-2A3R	5201308-00A	TFT 9.7" Touch	8	27	Coated	1
CGD500 Touch I-4A3R	5201316-00A	TFT 9.7" Touch	16	27	Coated	1
CGD500 Touch I-6A3R	5201324-00A	TFT 9.7" Touch	24	27	Coated	1
CGD500 Touch I-2A3R SS	5201408-00A	TFT 9.7" Touch	8	27	Stainless steel	1
CGD500 Touch I-4A3R SS	5201416-00A	TFT 9.7" Touch	16	27	Stainless steel	1
CGD500 Touch I-6A3R SS	5201424-00A	TFT 9.7" Touch	24	27	Stainless steel	1

All panels are equipped with one alarm relay (A1), one fault relay and power supply as standard.

Accessories

Type	Part No.	Description
SVA, Alarm messenger	4000225	Alarm messenger (SMS / Email)
Signal tower	4000200	Multi LED Signal tower with 3 colours (green, orange & red), incl. buzzer (24VDC)
Sounder + Beacon	4000189	Combined Sounder (110dB) and beacon (Red flash light) 24VDC
Beacon	4000198	Beacon (Red flash light) 24VDC
Text sign	4000184e	Text sign "GASALARM – LEAVE AREA"
	4000185e	Text sign "GASALARM – DO NOT ENTER"
Cable gland PG13,5	4002432	PG13,5 for entry of sensor cable
Cable nut PG13,5	4002433	PG13,5 in combination with 4002432

Wall Mounted Cabinet Dimensions (mm)

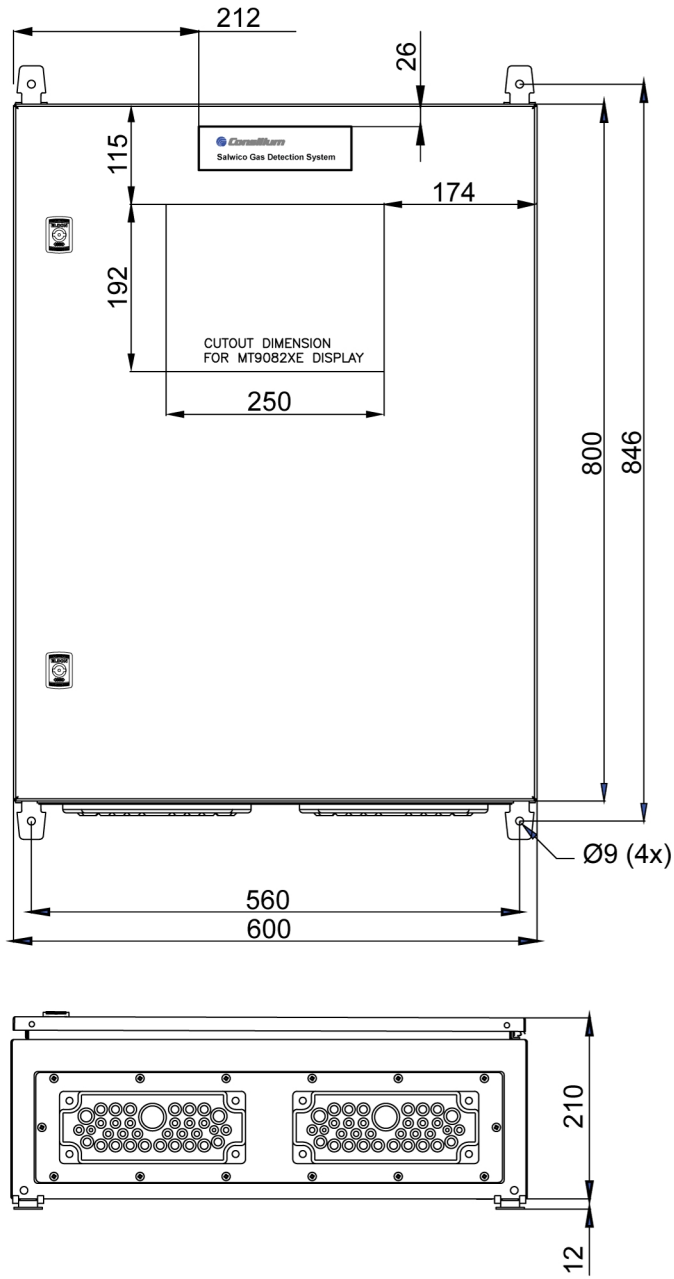


Figure 1. Cabinet dimensions

G023441

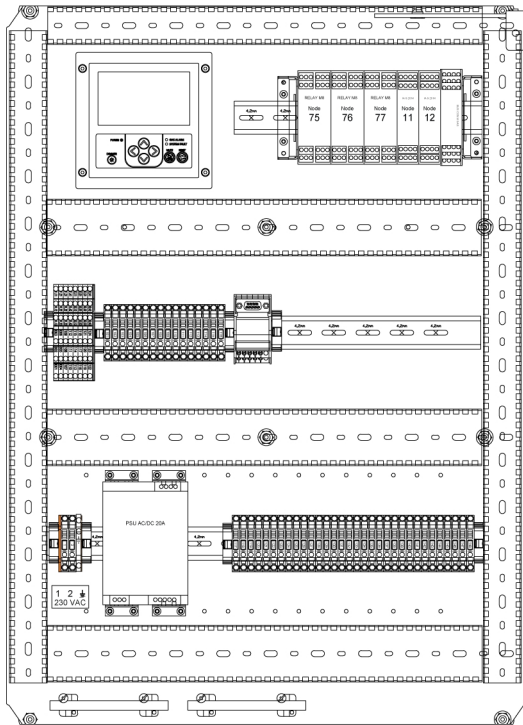


Figure 2. I-2A3R

G023532

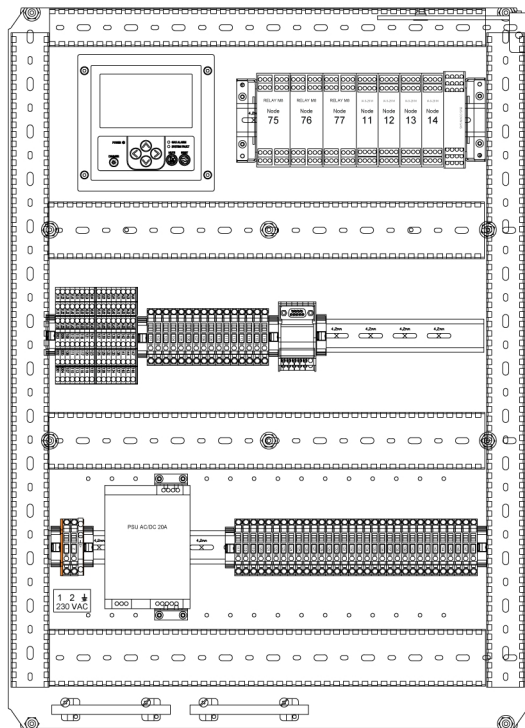


Figure 3. I-4A3R

G023544

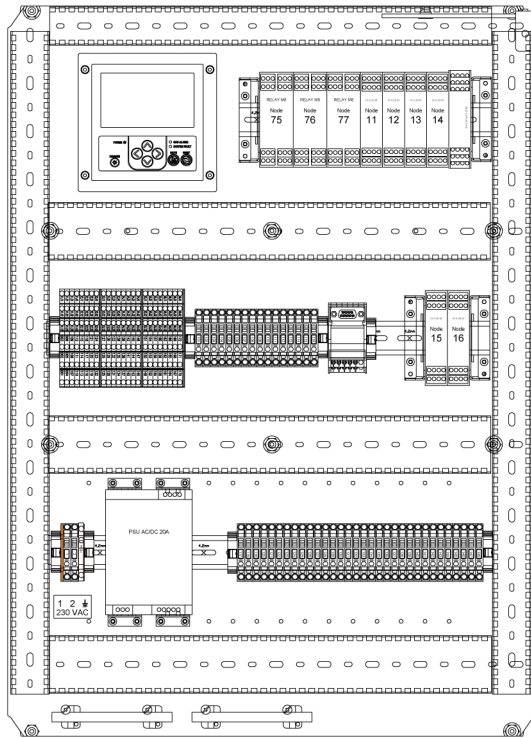


Figure 4. I-6A3R

G023545